

# ALASKA MIDDLE COLLEGE GRADUATION

---

Friday May 13th, 7:00 pm  
Alaska Airlines Center



# ARRIVAL TIME AND PARKING

- + Students should arrive at **6:00** pm to line up for graduation
- + There are plenty of available parking spaces, please view this map if you have any questions

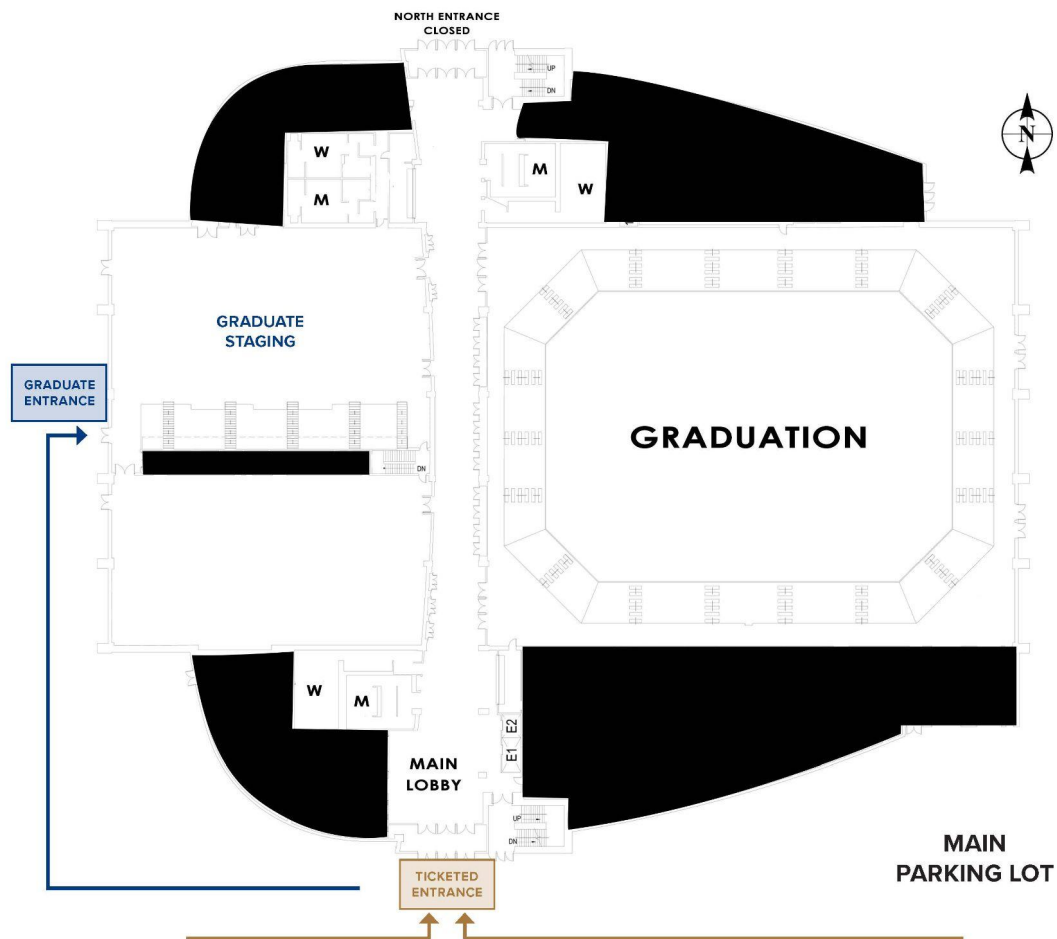


# GRADUATE STAGING AND SECURITY CHECK

- + Students will gather and line up for practice in the staging area, you will enter at the side of the building
- + No additional items will be permitted (keys only). Phones, etc. will have to be returned to student cars. (Just don't bring anything.)



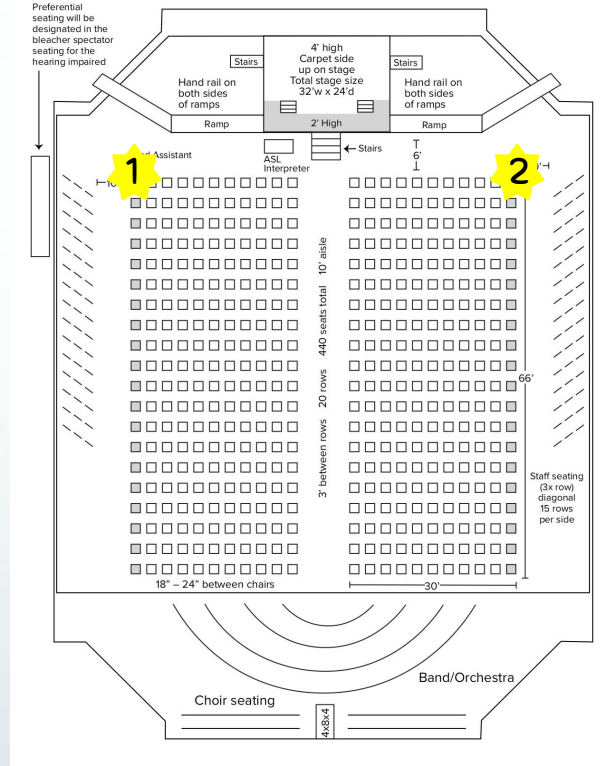
Graduate Staging

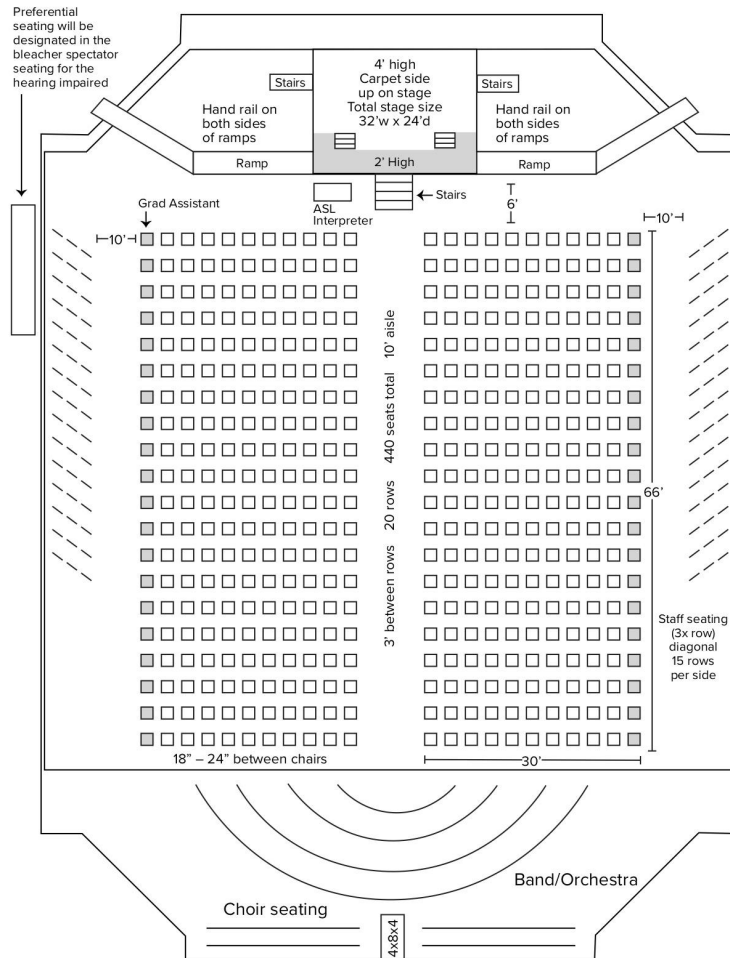




## LINE UP

- + Students will line up alphabetically and peel off by row
- + Students stand until after the National Anthem





# OUTLINE OF CEREMONY-AMCS

## *Alaska Middle College School Commencement*

May 13th, 2022

Processional	
Welcome	Dr. Kern McGinley, Principal
Land Acknowledgement	Emily Charles and Joseph Cholok
National Anthem	Provided by Sound Crew
Introduction/Class Address	Dr. Kern McGinley, Principal
Class Address	UAA Chancellor Sean Parnell
Student Speaker	Morgan Traxinger (Salutatorian) Casandra Le Blanc
Presentation of Class	Dr. Kern McGinley, Principal
Acceptance of Class	Kelly Lessens, ASD School Board
Roll Call	AMCS Staff
Presentation of Diplomas	Dr. Kern McGinley, Principal
Closing Remarks	Dr. Kern McGinley, Principal
Changing of Tassel	AMCS Yearbook Staff

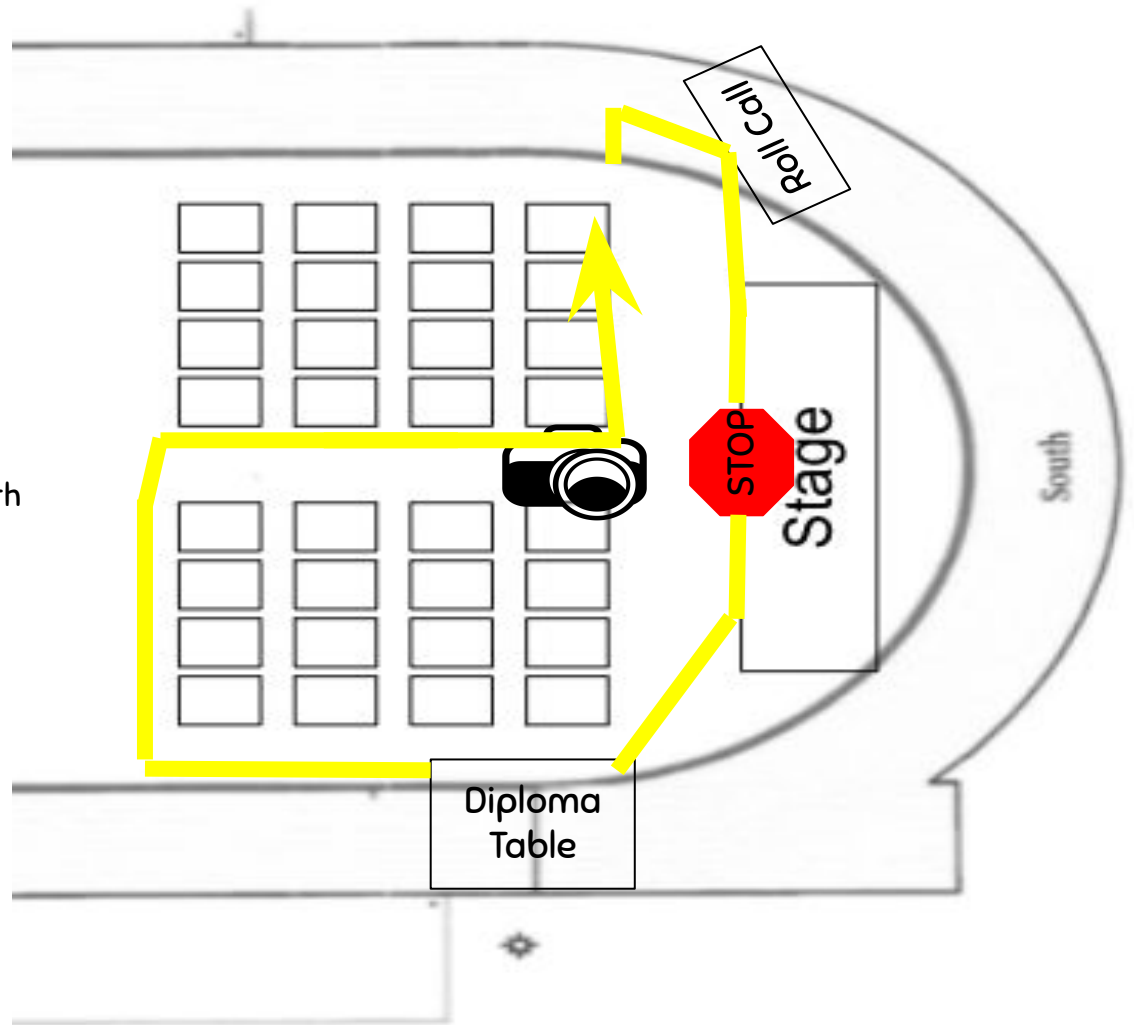
## PROCESS FOR WALKING ACROSS THE STAGE

- + Grad will hand note card to staff member reading roll call, then walk to stage.
- + Grad stops mid stage to receive diploma cover and take photo with Dr. McGinley.
- + Grad exits stage and head to diploma table to receive your official diploma.
- + Student returns to seat, walking up the middle aisle.





- + You will line up on the left side of the stage next to roll call table.
- + Hand your notecard to roll call reader.
- + Pause mid stage for a photo with Dr. McGinley
- + Pick up Diploma and awards at table with registrar
- + Head back up the middle aisle to find your seat.



## END OF CEREMONY

- + There will be closing remarks and directives to move your tassel
- + At this point grads typically throw their caps into their air, make sure you put your name inside your cap so you can locate it after tossing.
- + Grads will exit the event center and meet your family outside.



# DRESS AND DECORUM

- + Students will be wearing their cap and gowns over their school-appropriate attire.
- + You should have your cap, tassel, gown, and stole.
- + One way ASD students may honor their heritage is through the adornment of cultural regalia during graduation ceremonies. Other decorations on cap are not permitted
- + Only bring your keys, all other items should be left in car or with family.
- + Horns, confetti, or other disruptive items will not be permitted.

